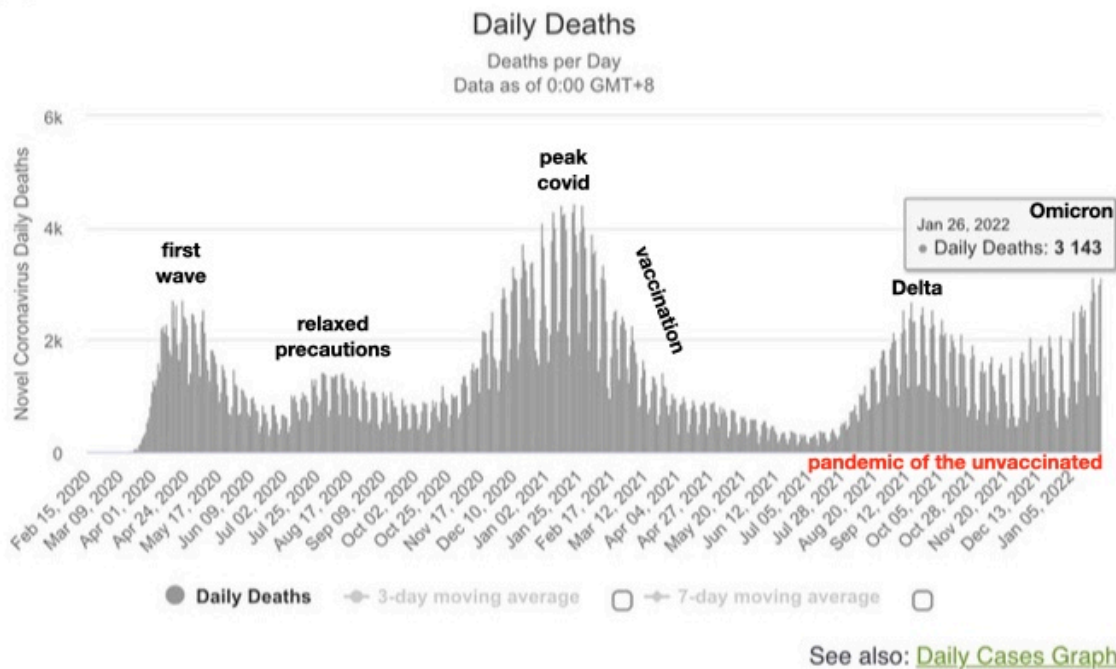


# Covid deaths

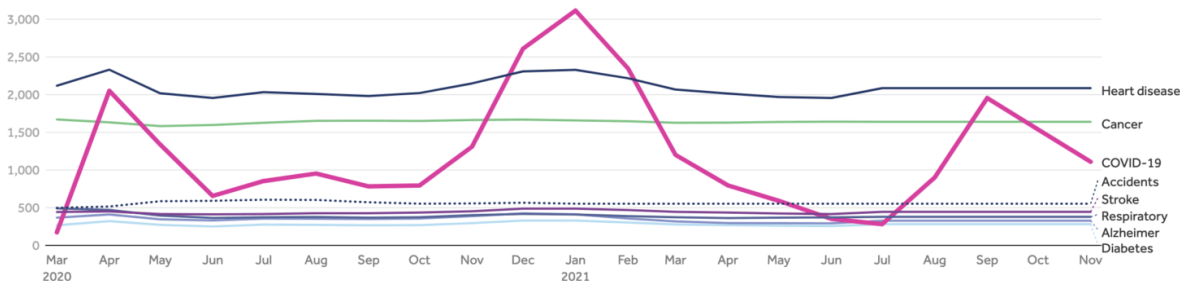
## Daily New Deaths in the United States

graphic: worldometers.info



Covid was briefly the largest cause of death in the USA, at the end of 2020 and start of 2021. Vaccination campaigns dramatically cut deaths and hospitalizations. Ongoing evolution / mutation brought subsequent waves of severe sickness, but they afflicted mostly those who chose not to protect themselves.

Average daily deaths in the United States, by cause (March 2020 - November 2021)



Notes: For accidents in 2021, the 2020 daily average is plotted. For all other leading causes, July through November data is the average from January - June 2021. Respiratory disease represents chronic lower respiratory disease.

Source: KFF analysis of CDC mortality and KFF COVID-19 tracker • [Get the data](#) • PNG

Peterson-KFF  
Health System Tracker

Table. Five Leading Causes of Death by Age Group From March to December 2020 and January to October 2021

March to December 2020							January to October 2021		after vaccination started				
Age group	Total	Cause 1	Cause 2	Cause 3	Cause 4	Cause 5	Total	Cause 1	Cause 2	Cause 3	Cause 4	Cause 5	
<b>&lt;1 y</b>													
Cause		Congenital malformations	Low birth weight	SIDS	Accidental deaths <sup>a</sup>	Pregnancy complications		Congenital malformations	Low birth weight	SIDS	Accidental deaths <sup>a</sup>	Pregnancy complications	
No.	16 000	3400	2600	1100	1000	910	17 000	3300	2400	1100	1100	920	
<b>1-4 y</b>													
Cause		Accidental deaths <sup>a</sup>	Congenital malformations	Assault	Cancer	Heart disease		Accidental deaths <sup>a</sup>	Congenital malformations	Assault	Cancer	Heart disease	
No.	2900	1000	300	250	250	90	3100	1100	320	250	240	100	
<b>5-14 y</b>													
Cause		Accidental deaths <sup>a</sup>	Cancer	Suicide	Assault	Congenital malformations		Accidental deaths <sup>a</sup>	Cancer	Suicide	Assault	Congenital malformations	
No.	4700	1400	660	490	410	260	4900	1500	670	510	390	280	
<b>15-24 y</b>													
Cause		Accidental deaths <sup>a</sup>	Assault	Suicide	Cancer	Heart disease		Accidental deaths <sup>a</sup>	Assault	Suicide	COVID-19	Cancer	
No.	31 000	13 000	5600	5100	1100	730	32 000	13 000	5500	5400	1100	1100	
<b>25-34 y</b>													
Cause		Accidental deaths <sup>a</sup>	Suicide	Assault	Heart disease	Cancer		Accidental deaths <sup>a</sup>	Suicide	Assault	COVID-19	Heart disease	
No.	63 000	27 000	7100	6200	3400	3000	69 000	29 000	7400	6300	5000	3500	
<b>35-44 y</b>													
Cause		Accidental deaths <sup>a</sup>	Heart disease	Cancer	Suicide	COVID-19		Accidental deaths <sup>a</sup>	COVID-19	Heart disease	Cancer	Suicide	
No.	90 000	27 000	10 000	8900	6100	6100	104 000	30 000	13 000	11 000	9300	6500	
<b>45-54 y</b>													
Cause		Heart disease	Cancer	Accidental deaths <sup>a</sup>	COVID-19	Chronic liver disease		COVID-19	Heart disease	Cancer	Accidental deaths <sup>a</sup>	Chronic liver disease alcohol	
No.	163 000	29 000	29 000	24 000	17 000	8000	179 000	30 000	29 000	28 000	26 000	8700	
<b>55-64 y</b>													
Cause		Cancer	Heart disease	COVID-19	Accidental deaths <sup>a</sup>	CLRD		Cancer	Heart disease	COVID-19	Accidental deaths <sup>a</sup>	Diabetes	
No.	375 000	92 000	74 000	42 000	25 000	15 000	395 000	90 000	74 000	60 000	28 000	15 000	
<b>65-74 y</b>													
Cause		Cancer	Heart disease	COVID-19	CLRD	Diabetes		Cancer	Heart disease	COVID-19	CLRD	Stroke	
No.	574 000	146 000	112 000	76 000	31 000	23 000	597 000	149 000	115 000	85 000	31 000	23 000	
<b>75-84 y</b>													
Cause		Heart disease	Cancer	COVID-19	CLRD	Stroke		Heart disease	Cancer	COVID-19	CLRD	Stroke	
No.	699 000	139 000	136 000	97 000	40 000	36 000	681 000	138 000	136 000	82 000	38 000	37 000	
<b>≥85 y</b>													
Cause		Heart disease	COVID-19	Cancer	Alzheimer	Stroke		Heart disease	Cancer	COVID-19	Alzheimer	Stroke	
No.	857 000	210 000	110 000	85 000	72 000	56 000	774 000	200 000	85 000	69 000	61 000	55 000	
<b>Total</b>													
Cause		Heart disease	Cancer	COVID-19	Accidental deaths	Stroke		Heart disease	Cancer	COVID-19	Accidental deaths	Stroke	
No.	2 875 000	580 000	501 000	351 000	172 000	133 000	2 855 000	571 000	502 000	346 000	185 000	134 000	

Abbreviations: CLRD, chronic lower respiratory disease; SIDS, sudden infant death syndrome.

<sup>a</sup> Accidental deaths include transportation accidents, drug overdoses, alcohol-related deaths, and other

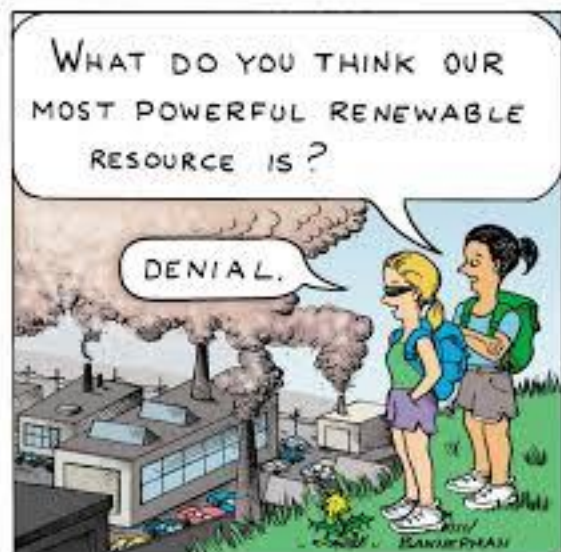
note: Covid was briefly the number one cause of death in USA around New Years 2021, just before vaccinations

Source: American Medical Association

[https://cdn.jamanetwork.com/ama/content\\_public/journal/intemed/0/ild220019t1\\_1656703610.1486.png](https://cdn.jamanetwork.com/ama/content_public/journal/intemed/0/ild220019t1_1656703610.1486.png)

Covid deaths in the USA by age group in the months after vaccines were ready. Note that it was the largest cause of deaths in the 45 to 54 cohort shortly after vaccines were ready. Middle age is when lingering health problems can become major problems yet many can still feel that they're still feeling younger than they really are. Denial is a renewable resource.

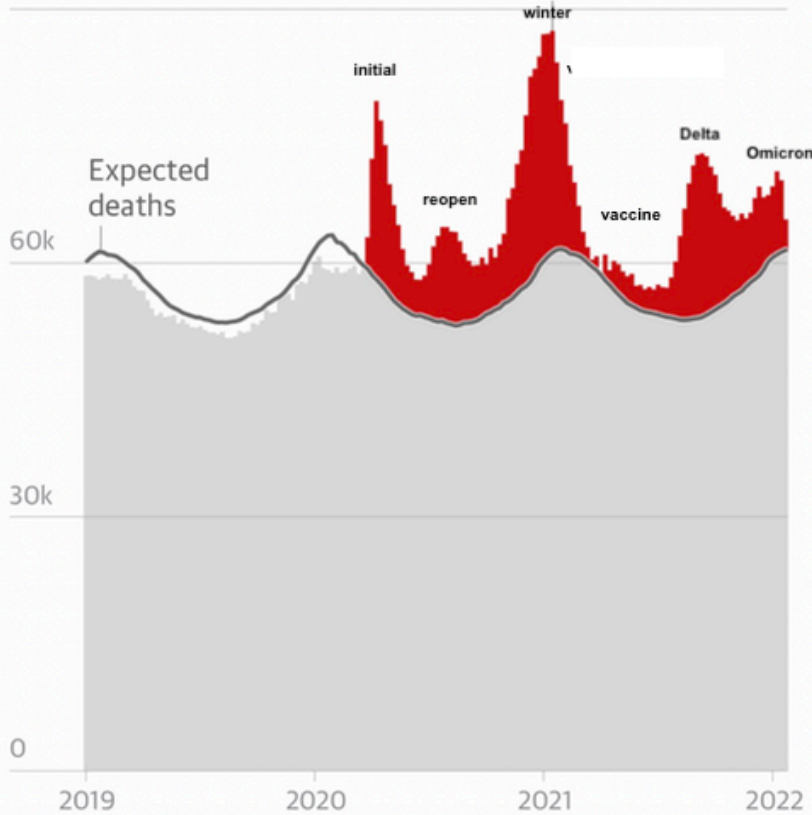
Nearly everyone hospitalized — or killed — by Covid was unvaccinated, including the death toll depicted in this chart.



# US saw 1 million more deaths than expected during the pandemic


90k weekly deaths from all causes

The week ending 16 January 2021 there were over **26,000 more deaths** than expected



Guardian graphic. Source: Centers for Disease control. Note: The expected average number of deaths for each week is calculated using six years of historical data. All observed death counts are provisional.

STAR TRIBUNE S&K



06:50 92%

Which is more likely?

- the leaders of all 195 countries had a meeting
- they all agreed to develop a new strain of coronavirus to push the boundaries on the state of emergency within their own countries
- they agreed that this virus would be released from China and that the media would report it was now naturally occurring in the environment
- they planned to hire crisis actors and used the media to push fear and cause a state of panic
- they decided to enact mask mandates to test the waters on restricting people's personal freedom
- they then planned to use lockdowns to further test people and see just how far they could restrict their citizens' freedom
- once they realised that most citizens were sheep and would do as they were told (except for some of the smarter ones who avoid MSM), they then worked to get the science community on board with their plan
- the science community agreed to push a fake vaccine for the fake coronavirus pandemic to test the restrictions of personal freedom even further
- by recording a person's willingness to get this fake vaccine, the government of every country now has a definitive list of which citizens can be manipulated and they also know which ones see through them and may cause them trouble in the future
- once it became clear that large groups of people were drawing the line at the fake vaccine, the world leaders worked to get all the hospitals in those areas in on the scam too
- any deaths in the hospital for any reason were to be recorded as coronavirus deaths and any person without the fake vaccine who came in for treatment was to be given medicine that would end their life instead of helping them, and their death would also be attributed to coronavirus
- this would ensure that those smart enough to see through the plans of the world leaders wouldn't be a threat to total government control and loss of all personal freedom in the future

OR

- throughout human history, we have encountered several viruses which have claimed the lives of a significant portion of the world's population
- we have a well-documented & tested defense to these viruses in hygienic practices, mask use and vaccines
- this is one such time



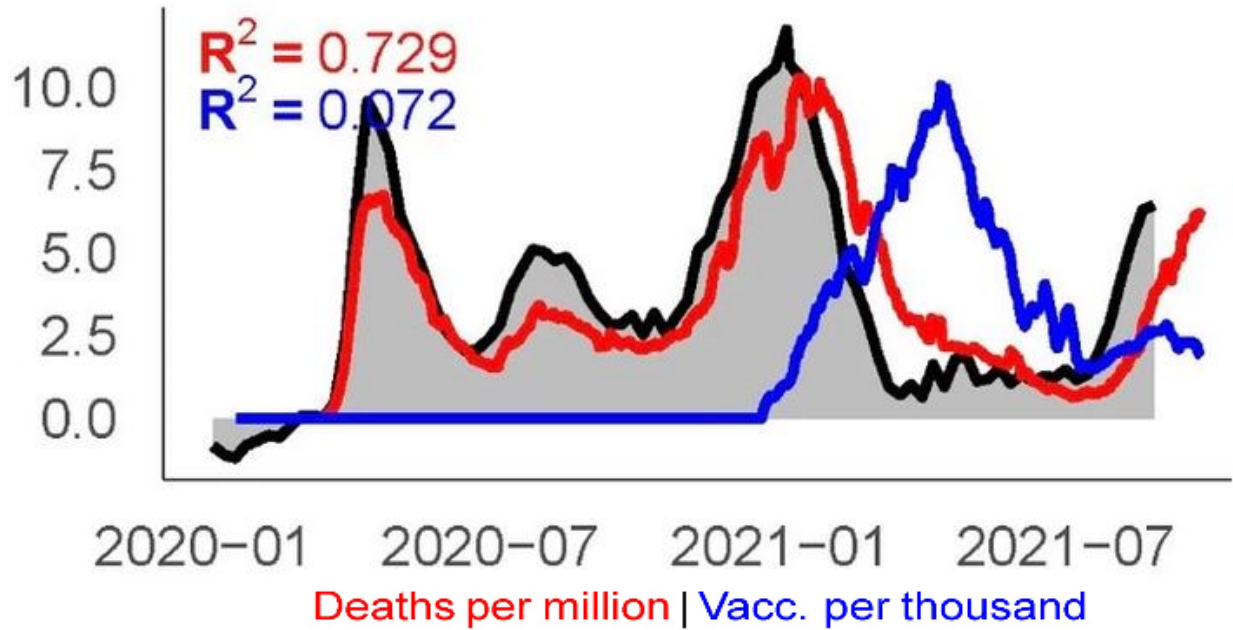
# US COVID death toll would be 4X higher without vaccines, modeling study finds

Shots also cut millions of hospitalizations and \$1.5 trillion in medical bills.

BETH MOLE - 12/13/2022, 8:51 AM

<https://arstechnica.com/science/2022/12/us-covid-death-toll-would-be-4x-higher-without-vaccines-modeling-study-finds/>

## United States



**REALITY:**  
"THE CORONAVIRUS  
IS DEADLY, THE  
VACCINE IS SAFE"



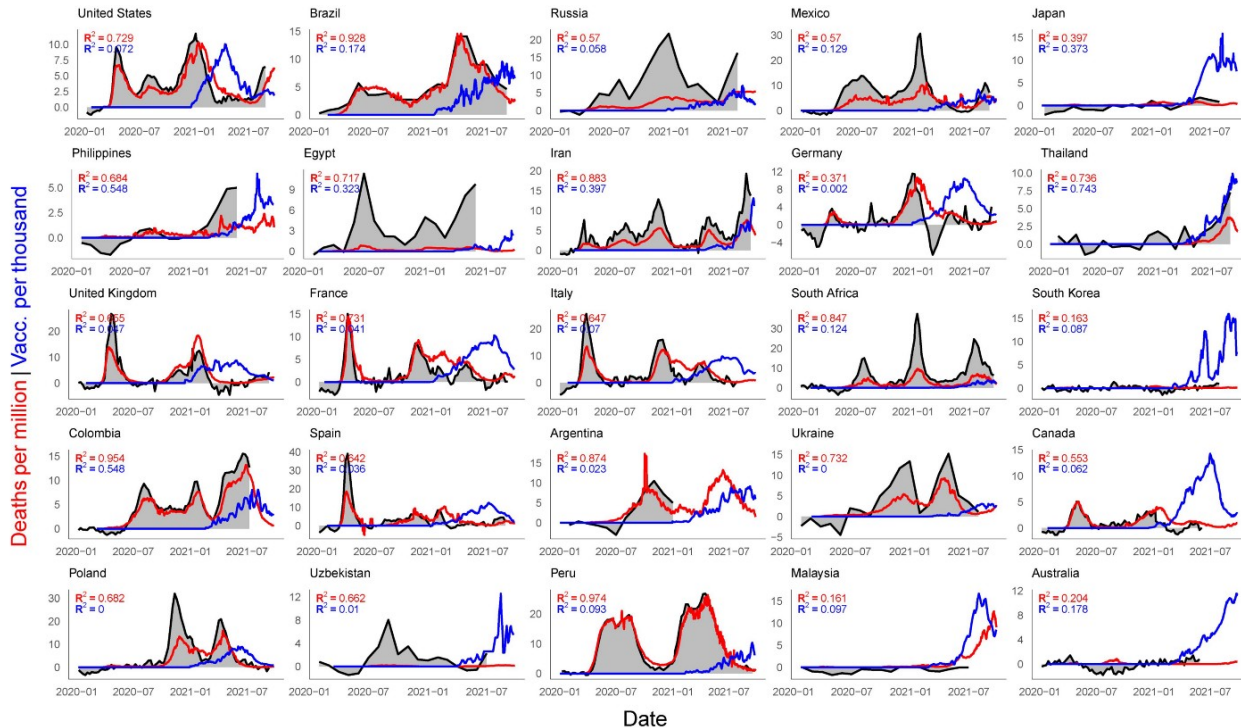
**ANTI-VAXXERS:**  
"THE CORONAVIRUS  
IS SAFE, THE VACCINE  
IS DEADLY"



The opinion of 10,000 men is of no value if none of them know anything about the subject.  
-Marcus Aurelius

Excess deaths in the US (black line) compared to covid deaths (red) and vaccinations (blue)

HjameTx graphed this for 100 countries. Excess deaths line up with covid deaths just about everywhere. They don't tend to line up with vaccination rates anywhere. Here are the first 25 countries:



Most countries do not have a surge of deaths while people get vaccinated. .... if the vaccine is deadly, it has to be deadly everywhere. There were no excess deaths in Australia, or New Zealand, or Korea, or Norway. So, the vaccine does not cause mass casualties.

**Prof Peter Hotez MD PhD** @PeterHotez

Bottom line: there is nothing heroic about those who openly defy COVID19 vaccinations. At best, they deserve our pity for not being able to discern science from antisience, their science illiteracy, or their victimization by those who seek political gain or monetize the internet

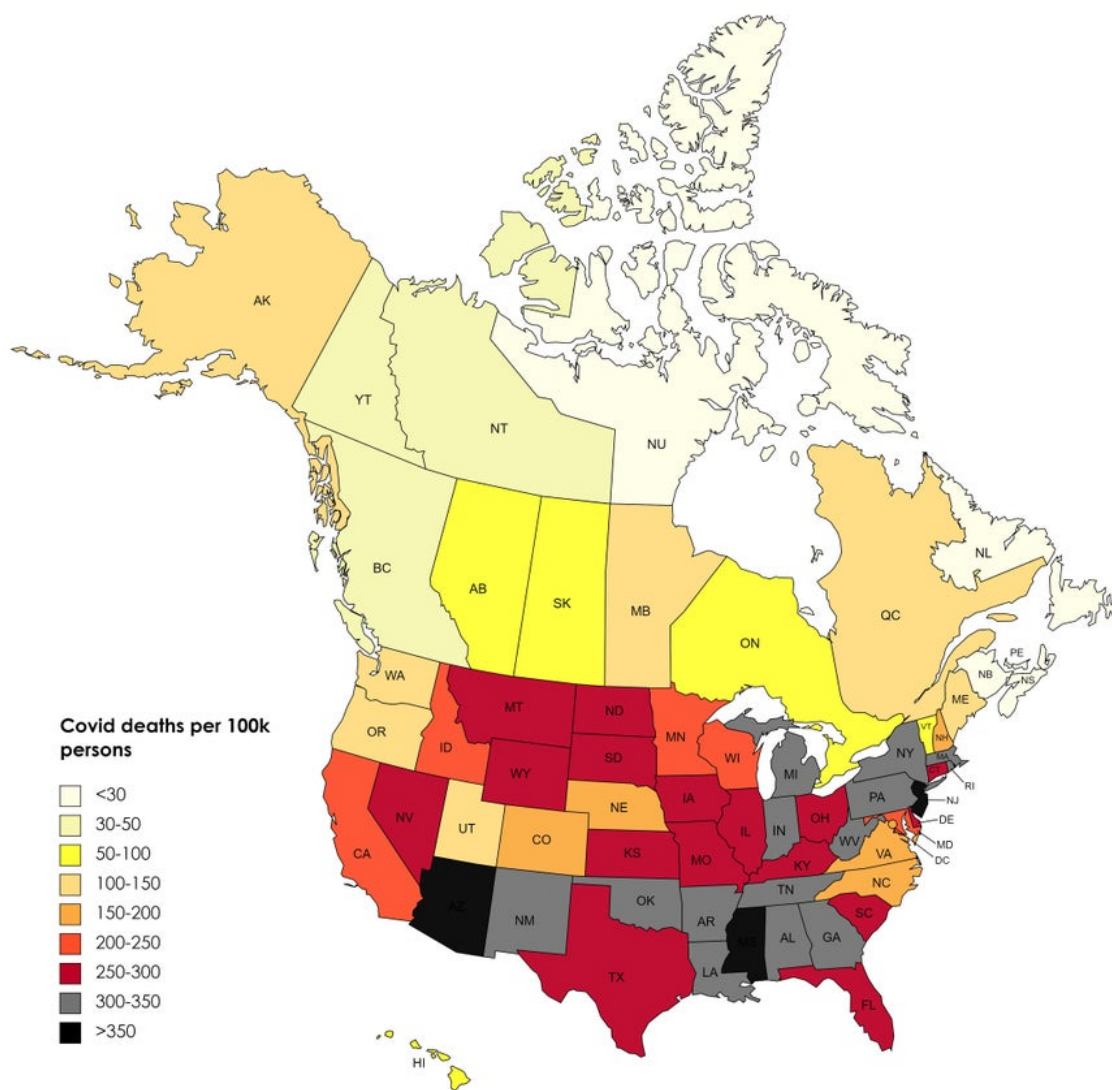
**Allison Carter** @AllisonLCarter

"I trust my immune system" is such a weird reason not to get the vaccine.

Yeah, I trust mine to protect me too, which is why I gave it a detailed dossier on what the virus looks like so it can handle it.

1:06 PM · 08 Aug 21 · Twitter for iPhone

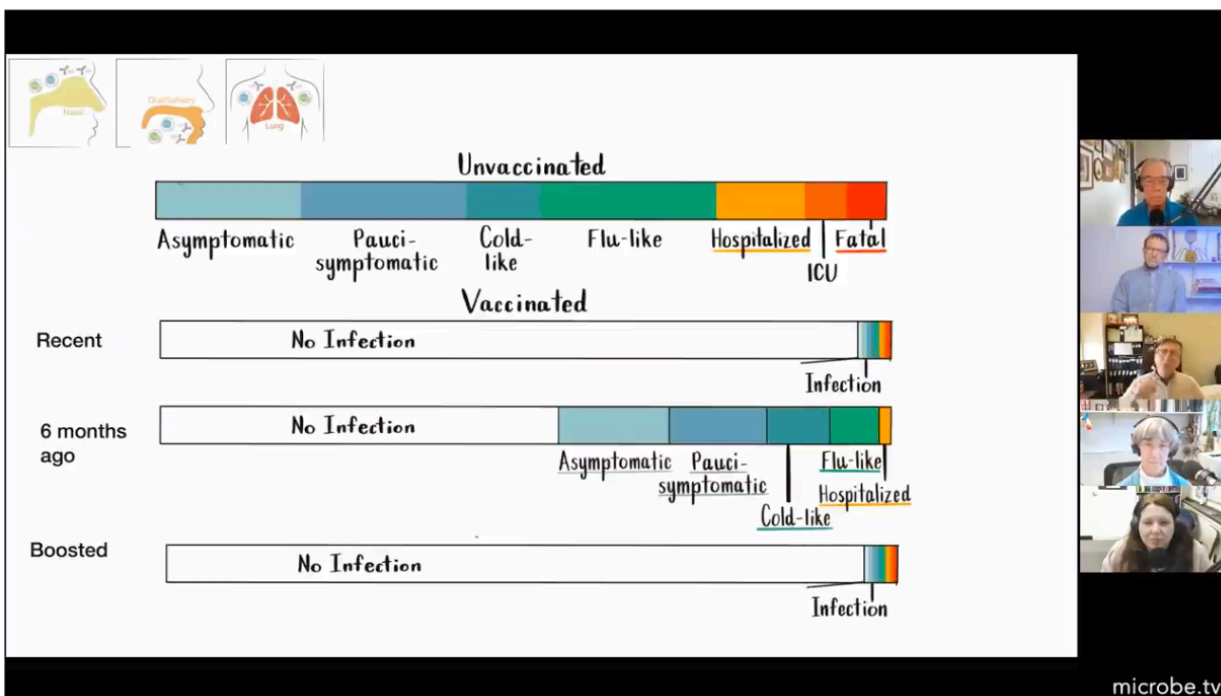
16.2K Retweets 442 Quote Tweets 101K Likes



Created with mapchart.net

An early snapshot (figures are outdated), but the pattern is obvious.

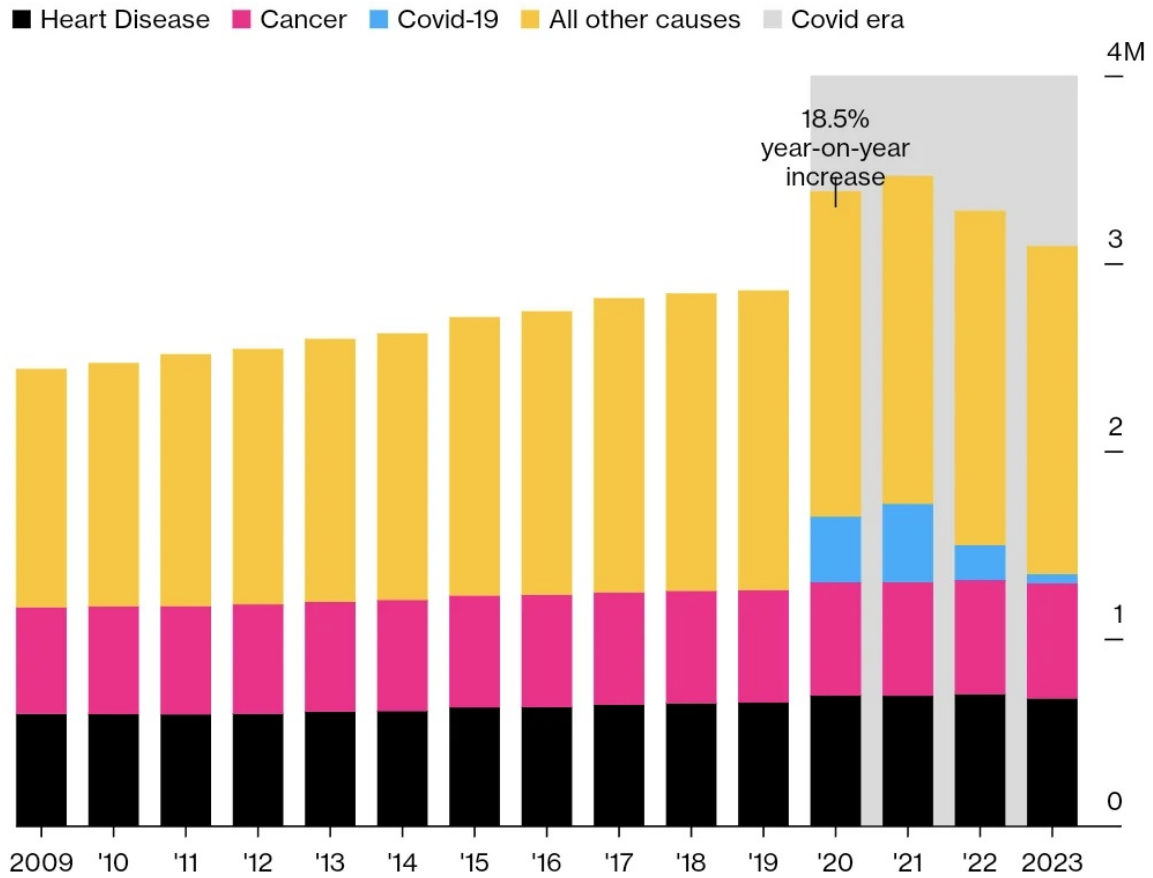
**The worst hit provinces in Canada fared better than the least hit states in USA.**






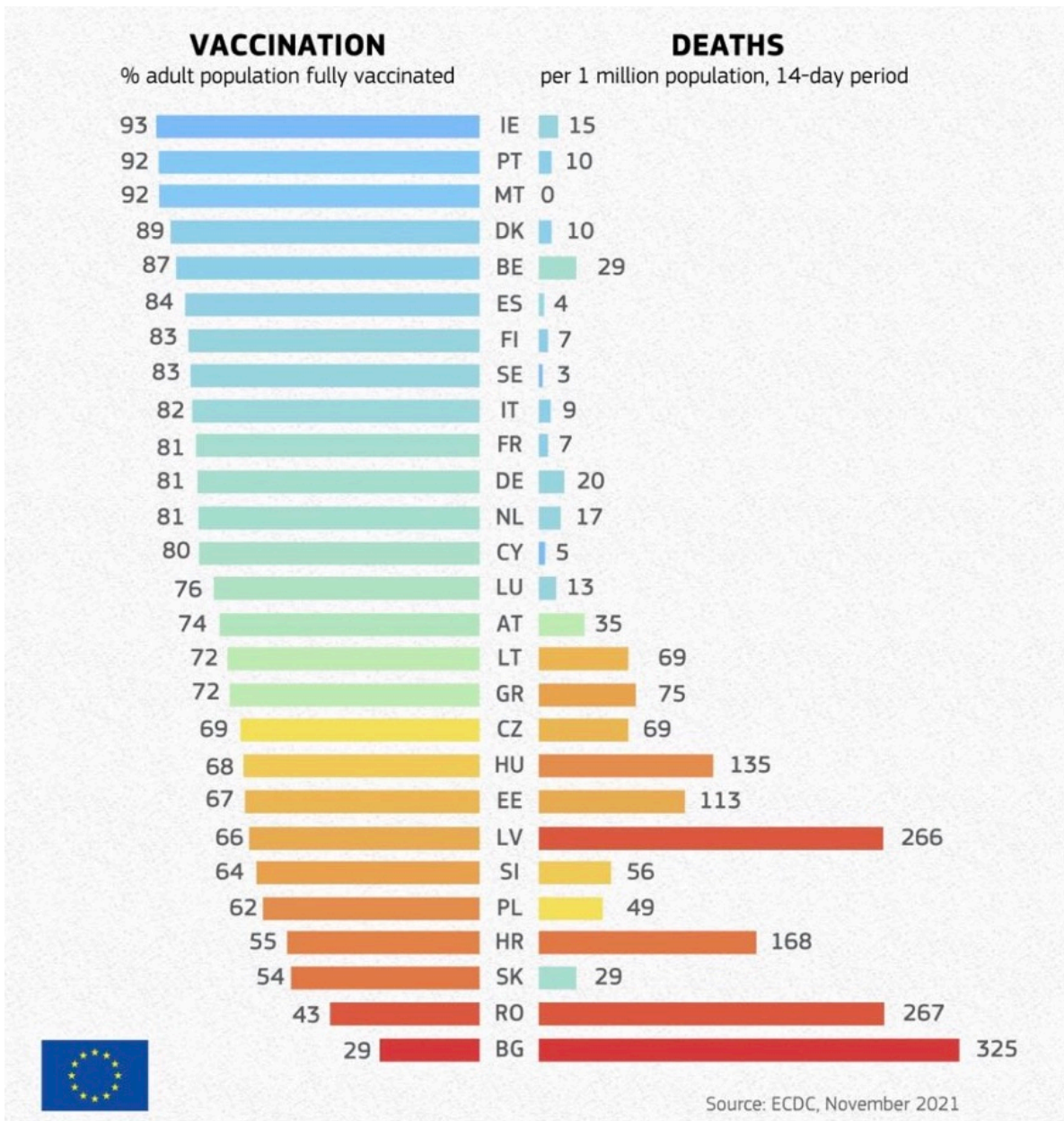
# The Covid Pandemic Fueled a 4-Year Mortality Surge in the US

Annual crude deaths by underlying cause since 2009



Source: National Vital Statistics System. CDC WONDER Online Database.  
Note: 2023 data are provisional





IE Ireland  
 PT Portugal  
 MT Malta  
 DK Denmark  
 BE Belgium  
 ES Espana (Spain)  
 FI Finland  
 SE Sweden  
 IT Italy  
 FR France  
 DE Deutschland (Germany)  
 NL Netherlands  
 CY Cyprus  
 LU Luxembourg

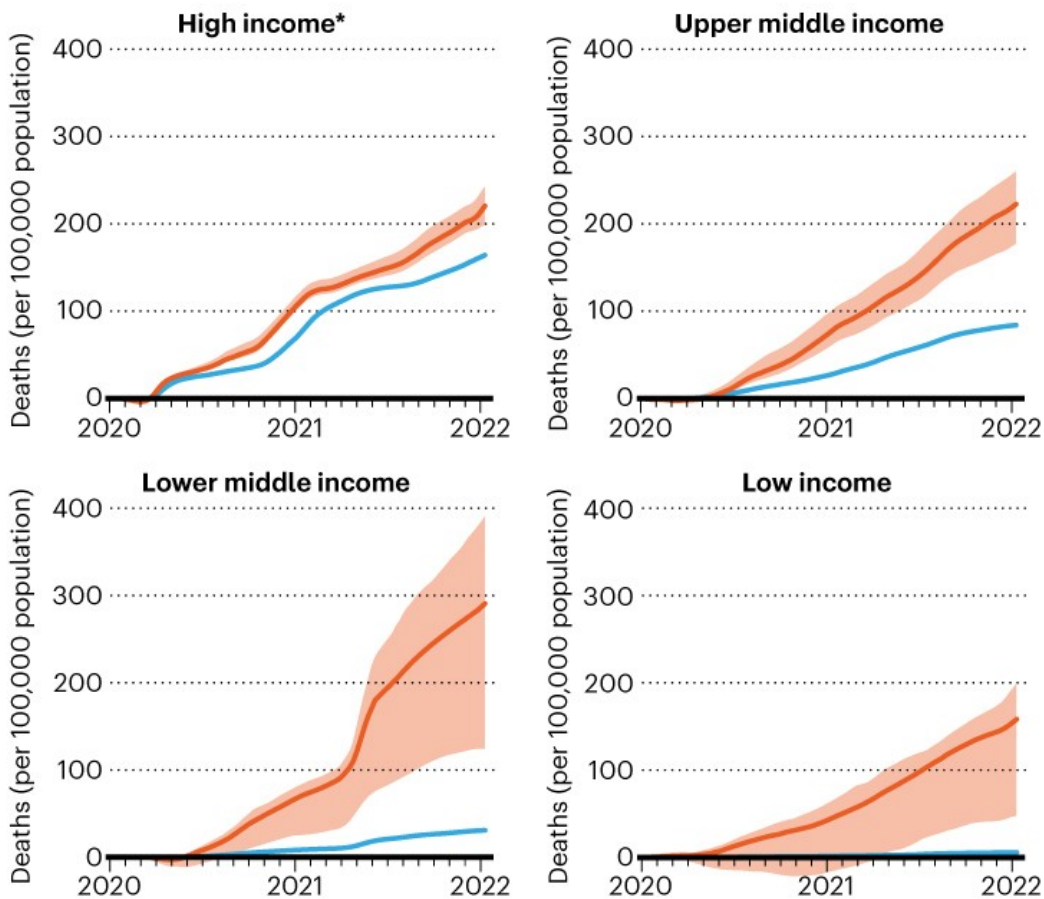
AT Austria  
 LT Lithuania  
 GR Greece  
 CZ Czechia  
 HU Hungary  
 EE Estonia  
 LV Latvia  
 SI Slovenia  
 PL Poland  
 HR Croatia  
 SK Slovakia  
 RO Romania  
 BG Bulgaria



# RICH AND POOR

Official figures suggest that wealthy countries had the highest number of deaths per capita during the pandemic. But a model that estimates excess deaths suggests that is false: lower middle-income countries might have been hit hardest.

— Confirmed COVID-19 deaths    
 — *The Economist* excess deaths estimate  
 95% confidence interval



©nature

\*World Bank income groups.



# EXCESS DEATHS

The 116 countries and territories in the World Mortality Dataset have reported 4.1 million COVID-19 deaths so far, but their combined excess mortality is around 1.6 times higher, at 6.5 million. Ten example countries are shown.

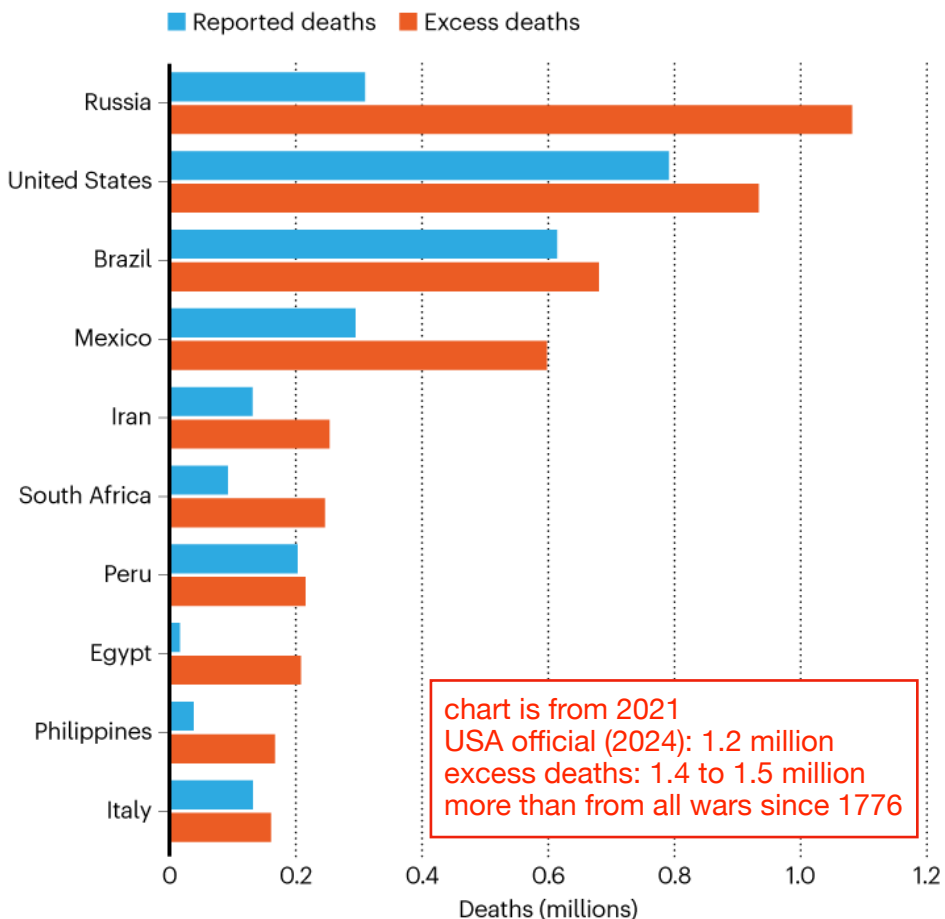



chart is from 2021  
 USA official (2024): 1.2 million  
 excess deaths: 1.4 to 1.5 million  
 more than from all wars since 1776

Data collated up to 31 Dec 2021 (Russia); 12 Dec 2021 (United States); 30 Nov 2021 (Brazil); 14 Nov 2021 (Mexico); 2 Jan 2022 (Iran); 9 Jan 2022 (South Africa and Peru); 30 Jun 2021 (Egypt); 30 Sept 2021 (Philippines); 31 Oct 2021 (Italy). *The Economist's* model gives similar figures because it draws on World Mortality Dataset numbers for excess deaths, but adds modelling to bring results to the present day.

©nature



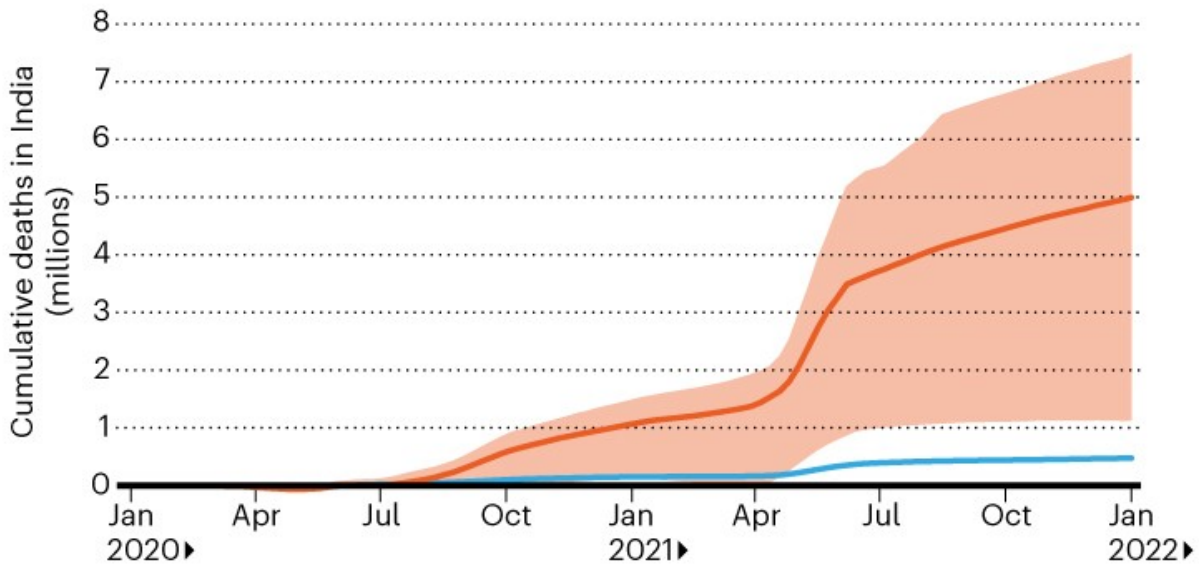
Kevin Sorbo @ksorbs  
 I am not getting the covid vax. Who's with me?

George Takei @GeorgeTakei  
 Actually, nearly every single person who died recently of Covid-19 is with you

# MILLIONS OF MISSING DEATHS

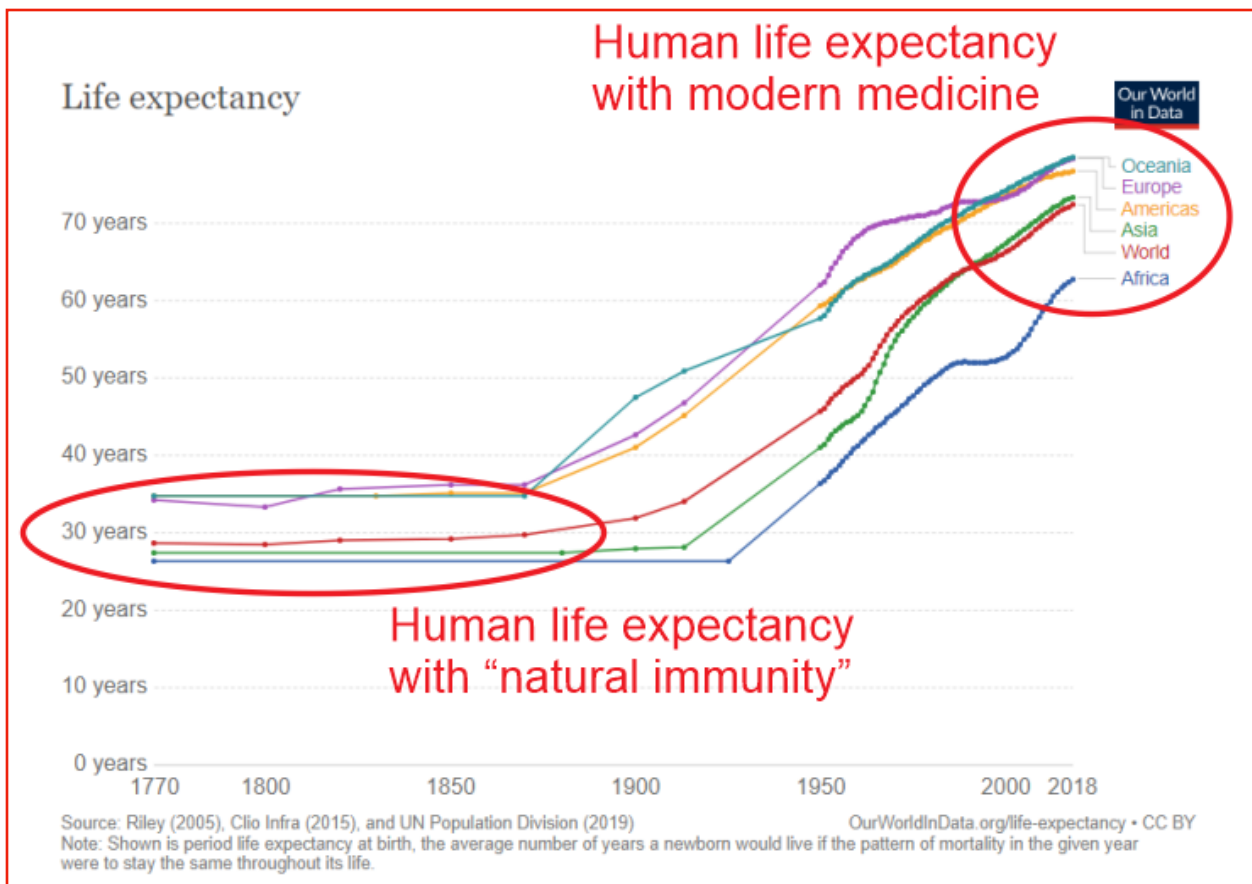
India has reported fewer than 500,000 COVID-19 deaths — but both *The Economist's* model and household surveys suggest that real pandemic toll is in the millions.

— Confirmed COVID-19 deaths — *The Economist* excess-deaths estimate  
 — 95% confidence interval



©nature

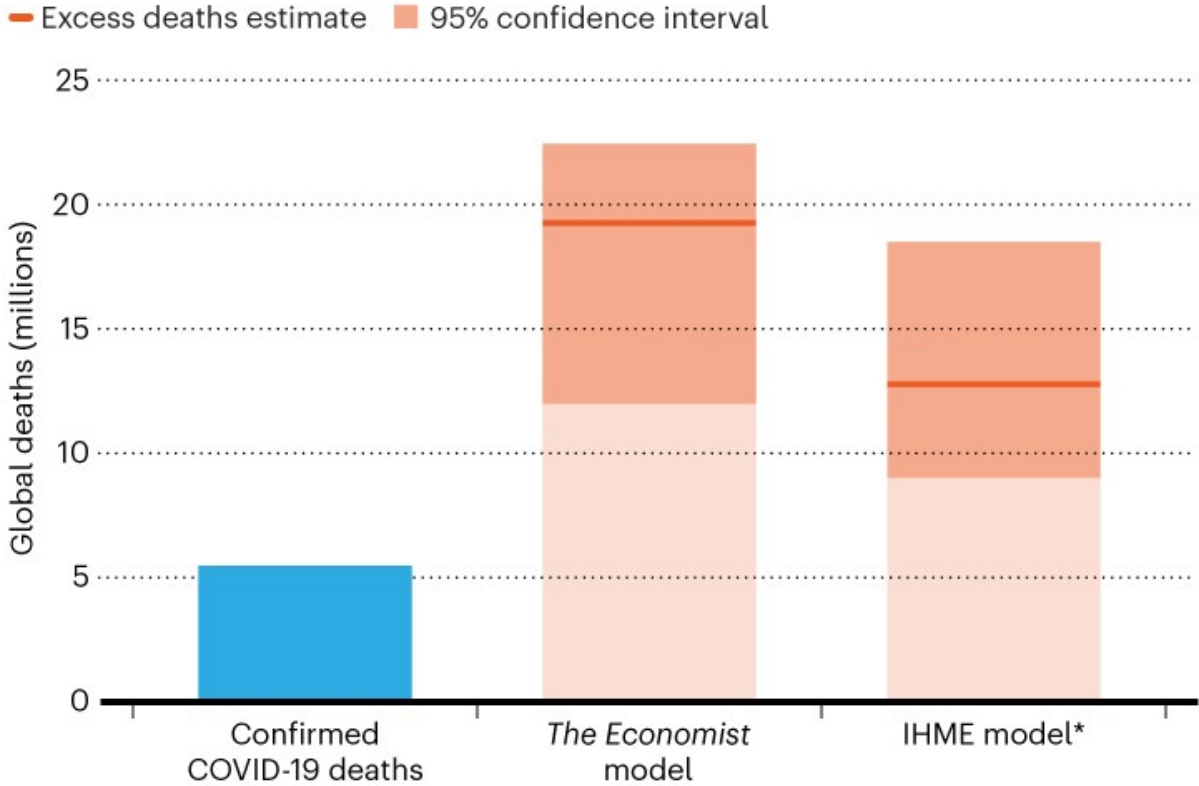
The Institute for Health Metrics and Evaluation's model not shown, for clarity: it gives similar, overlapping, results.





# GLOBAL TOLL

By January 2022, there had been 5.5 million official COVID-19 deaths worldwide in the pandemic. But models estimate that there have been between two and four times that number of excess deaths — that is, mortality above what was expected — since the start of 2020.



©nature

\*Institute for Health Metrics and Evaluation; Data and models up to 13 January 2022.

<https://lenews.ch/2022/01/26/overwhelming-majority-of-icu-patients-in-switzerland-unvaccinated-show-data/>

## Overwhelming majority of ICU patients in Switzerland unvaccinated, show data

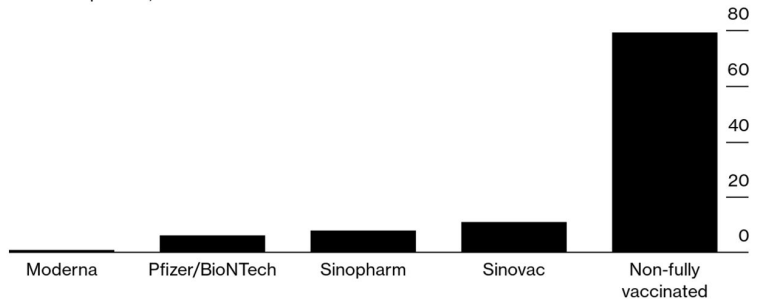
lenews.ch • 1 min read

I like how Singapore handles anti-vaxxers. They have public health care for all. If someone gets sick and needs hospitalization but didn't bother to get vaccinated, they are liable for the cost of the stay. So it respects the choice to be foolish while respecting that the public shouldn't have to subsidize one's poor choice.

### Differing Protection

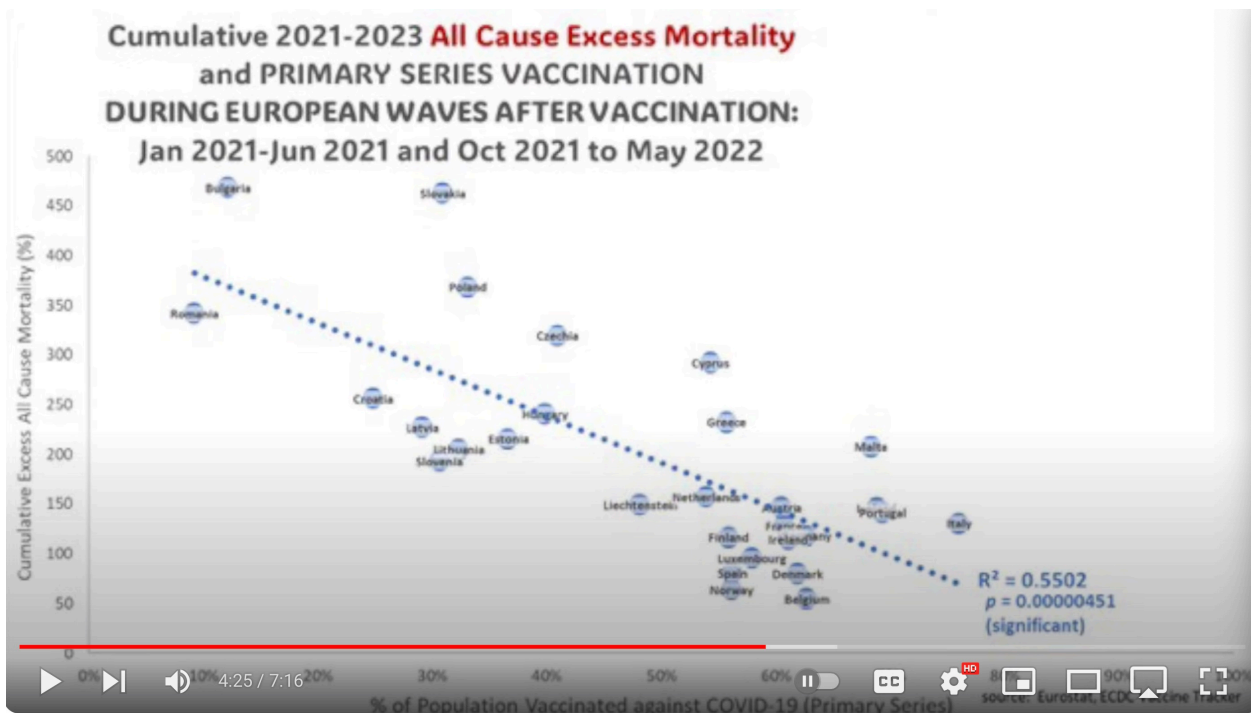
The bulk of deaths among the vaccinated took non-mRNA vaccines

■ Deaths per 100,000



Source: Singapore Ministry of Health  
Note: Among 802 deaths recorded in Singapore in 2021, of which 247 were fully vaccinated

Bloomberg



**COVID-19 vaccine**

Get the latest information from the CDC.

[Learn more](#)

See more resources on Google


**Excessively bad misinformation about excess mortality**

Debunk the Funk with Dr. Wilson

**European countries with lowest vaccination rates (bottom axis) have the highest level of excess death (left side axis). Conversely, countries with high vaccination rates have lowest death rates.**



*“Honey, come look! I’ve found some information all the world’s top scientists and doctors missed.”*



Man, all these doctors, nurses, microbiologists, immunologists, epidemiologists, and other researchers keep saying COVID-19 is dangerous, but all these people who barely passed science in high school keep saying it's not. It's so hard to know who to believe anymore.

replies

**Luke** [Profile Picture]  
 This is a standard vaccine composition. Which of these chemicals do you object to having in your body?

Ethanol  
 Propyl acetate  
 2-Methylpropyl acetate  
 Propanol  
 n-Butyl acetate  
 2-Methylpropanol  
 2-Methylbutyl acetate  
 n-Butyl propanoate  
 n-Butanol  
 n-Pentyl acetate  
 2-Methylbut-3-enyl acetate  
 2-Methylbutanol  
 3-Methylbut-3-enyl acetate  
 3-Methylbut-3-enol  
 3-Methylbut-2-enyl acetate  
 n-Pentanol  
 n-Hexyl acetate  
 E-Hex-3-enyl acetate  
 Z-Hex-3-enyl acetate  
 Hex-4-enyl acetate  
 E-Hex-2-enyl acetate  
 n-Hexanol  
 Z-Hex-3-enol  
 E-Hex-2-enol

n-Hexanol  
 Z-Hex-3-enol  
 E-Hex-2-enol  
 n-Hexyl-2-methylbutanoate  
 n-Heptanol  
 Camphor  
 n-Octanol  
 n-Oct-2-enol  
 1-Methoxy-4-(2-propenyl)-benzene

24 m Like Reply

**Truly** [Profile Picture]  
**Luke** [Profile Picture] all of them

3 m Like Reply

**Luke** [Profile Picture]  
**Truly** [Profile Picture] really?

2 m Like Reply

**Luke** [Profile Picture]  
 Coz I have just given you the chemical composition of an apple 🍏

Which is living testimony to the fact that anti vaxxers aren't qualified to know what they are scared of.

1 m Like Reply

